

LLWCYL-4SD LLWCYL-4SUD

4" Wall Mount Square Cylinder. Available in Down Light Version and Up/Down Light Version

Construction: Powder Coated Aluminum
Finishes: White (WH), Black (BLK) and Silver (SLV)

Light Source:

13W: 120V/13W/1, 190lm Beam Angle 39°
17W: 120~277V/17W/1, 415lm Beam Angle 62°
27W: 120~277V/27W/2, 110lm Beam Angle 49°

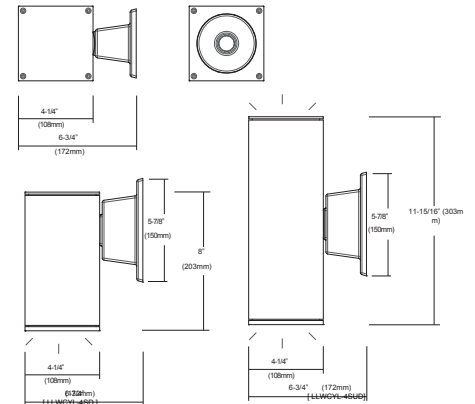
- Up/Down is Double Wattage/Lumens
- Available in 80 or 90 CRI
- Select from 30K, 35K or 40K
- TRIAC/ELV: 120V
- 010V: 120/277V (13W with 120V Only)
- Dimming down to 5% with most Triac and ELV dimmers or 0-10V dimming
- Optional Emergency Drivers (EM) are available.
- Optional Photocell is available for Dusk to Dawn operation

Mounting:

- Mount completely assembled fixture directly on the wall surface using appropriate anchor bolts or screws (supplied by others)

Notes/Certifications/Warranty:

- Operating Temperature -22° F to 104° F (-30°C to 40°C).
- Buy American Act Compliant
- cCSA-us Listed for Wet Locations
- IP65 Rated.
- 3 Year Limited Warranty on LED and Housing



PART #	WATTS*	COLOR TEMP.	CRI	DIMMERS	FINISH	OPTIONS
LLWCYL-4SD	13W 17W 27W	30K 35K 40K	8 9	TRIAC/ELV: 120V 010V: 120/277V (13W with 120V Only)	WH BLK SLV	P- Photocell (For Outdoor Use Only) EM- Emergency Driver
LLWCYL-4SUD	13Wx2 17Wx2 27Wx2					

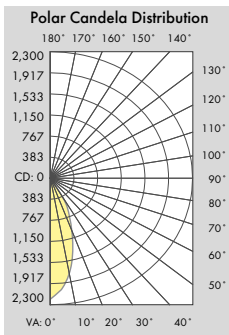
As of 11/2023 the 010v dimming module has been upgraded to work with all 010V dimming systems, including Electronic Relay Dimming Systems

OPTIONS



P = Photoeye for Dusk to Dawn operation. Outdoor use ONLY.

PHOTOMETRIC REPORT

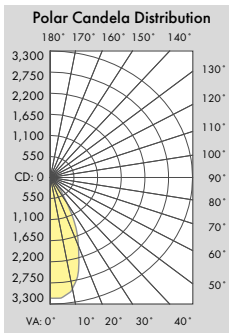


Illuminance at a Distance

Center Beam FC	Beam Width
551.5 fc	1.5 ft
137.9 fc	3.1 ft
61.3 fc	4.6 ft
34.5 fc	6.1 ft
22.1 fc	7.7 ft
15.3 fc	9.2 ft

Beam Spread: 42°

LLWCYL-4SD-DOB-13W-830]



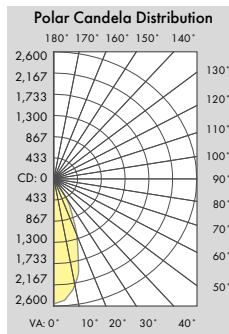
Illuminance at a Distance

Center Beam FC	Beam Width
791.3 fc	1.8 ft
197.8 fc	3.7 ft
87.9 fc	5.5 ft
49.5 fc	7.3 ft
31.7 fc	9.2 ft
22.0 fc	11.0 ft

Beam Spread: 49°

LLWCYL-4SD-DOB-27W-830]

* Contact Your Lumencia rep for IES Files



Illuminance at a Distance

Center Beam FC	Beam Width
635.6 fc	1.6 ft
158.9 fc	3.1 ft
70.6 fc	4.7 ft
39.7 fc	6.2 ft
25.4 fc	7.8 ft
17.7 fc	9.3 ft

Beam Spread: 42.5°

LLWCYL-4SD-4SD-DOB-17W-830]

Approved Dimmers

- * Lutron: Skylark S-600
- : MRF2-6DN-120
- : MACL-153M
- : DVLV-600P
- : SELV-300P
- : CTCL-153P
- : DVELV-303P
- : DVCL-153P
- * Leviton: D600R, Acenti: Ate06, Trimatron #705W
- * Cooper Devine incandescent dimmer 600W
- * Pass&seymour harmony incandescent 600W For 0-10V Driver**
- * Lutron: Nova 0-10V : NTFTV
- * Diva 0-10V : DVTV
- ** Leviton: Decora 0-10V : IP710DL

*Consult tech. service or factory for additional dimmers **Consult with factory if you are not using the approved dimmers
**** WARNING: DO NOT USE 0-10V Electronic Relay Systems like Acuity nPP16 EFP or Creston GLXP-DIMFLV8-LP units with Lum-Tech DoB fixtures.**